



PE/forest days:

News and reminders

Beech and Birch: No more forest sessions this term due to other events in school

Cedar: Last session Wednesday 13th December

Cherry: Last session Friday 8th December

Cherry: Thursday and every other Friday (alternating with forest school)

PE days remain the same.

Please ensure that your child is wearing the Bierton P.E. hoodie, blue Bierton P.E. t-shirt and black leggings/joggers. On forest days please ensure your child has wellies and waterproofs.

We would also like to remind everyone that due to health and safety, earrings need to be removed or taped for PE lessons. Unfortunately, we cannot help children to remove their earrings or put them back in.

Next week in year 1 we will be making vehicles, can you please bring in milk bottle lids to help us with this. We are really looking forward to starting the building process.

Times Table Rock Stars Challenge in year 2!

Well done to all the children in year 2 who have been competing in the TTRS challenge over the last few weeks. This has been hotly contested with the lead switching between the two classes throughout the challenge. Finally, after three weeks of hard work and dedication the challenge was over with a narrow win for Cherry class. Thanks to all the parents for supporting this. This has greatly improved the times table fluency of our children and will help their confidence when completing work in maths lessons. A rematch is sure to make an appearance in the new year!

8th November - 30th November 2023

Cherry 1546 Cedar 1473

Completed

Info **Class Results** Pupil Results Certificates

Class Average Correct Class Total Correct

	Class Average Correct	Class Total Correct
1	Cherry	1,546
2	Cedar	1,473

Diary dates

- **Monday 4th December**– Children to watch the Early Years nativity
- **Tuesday 5th December** - Year 1 children to visit the church for Christmas messy play
- **Tuesday 12th December** - Children have hot Christmas lunch
- **Wednesday 13th December** - Santa run i(n school) and Christmas disco
- **Monday 18th December** - Christmas party day in classes
- **Tuesday 19th December** - Children break-up for Christmas (1pm)

Homework

Just a reminder that homework is set on a Monday and is due by the following Monday.

The homework requirements in Year 1 and 2 are:

- Maths task to be completed on Purple Mash
- Spelling task to be completed on Purple Mash
- 15 minutes across the week on Numbots
- 15 minutes across the week on TTRockstars
- Daily reading; either phonics book and book bag book or Accelerated Reader book (complete at least two quizzes on Accelerated Reader each week)
- Website for Accelerated Reader: <https://global-zone61.renaissance-go.com/educatorportal/entry?t=6703196>

Maths

In maths we have started to look at teen numbers. We have been looking at the smallest number and the greatest number and ordering different numbers.

Science

We have been looking at the properties of different materials. We have been looking at materials which are opaque, translucent and transparent. We make some stain glass windows using translucent materials.

PSHE

In PSHE we have been looking at our families and the people who we care about. We have been practicing our team work skills.

Spanish

We have been learning colours and numbers. The children really enjoy their Spanish lessons and love learning the new words.

Literacy

In Literacy we are continuing to use our phonics skills to write sentences. We have been learning about the elements of a sentence. We have started to look at a poem all about me, we have developed our rhyming skills.

Humanities

We have been looking at the events of the GunPowder plot. We have been looking at how Guy Fawkes felt during the events.

Phonics

All the phonics groups have really developed their reading skills this term. We will be reassessing next week and setting the groups for the Spring term.

R.E.

In RE we have started to look at Christian signs and symbols of Christmas. We will be looking at the Christmas story and writing Christmas prayers.

Learning in Year 1



We painted our poppies for Remembrance day. We then put them on the fence to show our respect to all those who have served for our country.



In PSHE we built towers as a group. We were developing our communication skills to work together as a group.



We enjoyed our computing lesson. We went on Purplemash and used the paint tools to make some wonderful creations.



We have enjoyed playing in the outside area. We made ice cups to freeze overnight. The children are going to record how quickly they melt!



Literacy

The children have been working through a new fiction unit based on the book 'Stardust' by Jeanne Willis. We have been building up our sentences and including important features such as adjectives to create noun phrases, repetition for effect and onomatopoeia. We have now moved on to a non-fiction book and will be creating postcards based around our new book, 'Meetcat Christmas'.

Maths - We have been looking at different methods to solve multiplication and division questions and focusing on 2,5 and 10 times tables. We have seen how we can use the inverse to check our calculations and explored the grouping and sharing methods to divide. We are also starting to look at word problems and are developing our skills to draw out the important information from the question.

Science

We continued our work on materials and conducted an experiment where we had to design a tail for a mermaid that would be waterproof, We made predictions before experimenting with different materials in water.

Music

In music we have been looking at how timbre, tempo and dynamics are used in different pieces to create mood and effect. We also had a go at using different instruments to re-create the story of Little Red Riding Hood.

Humanities

The children have been exploring their history topic of 'Remembrance' and looking at the origins of this linking it to the first world war. We then explored life in the trenches and even created our own in school so we could understand the difficult conditions soldiers had to endure.

R.E.

We have been working through our unit, 'Do religious symbols mean the same to everyone?' and explored what religious symbols look like in different religions; considering why they are important. We looked at vestments and why different

Spirituality

The children watched year 4 perform a moving assembly on 'Remembrance' which included poems, songs and a minute's silence to reflect and consider why we must always remember

Year 2 visit to the Church

Year 2 went to St James' church on 8th November and took part in different activities related to Remembrance. We spent time by the war memorial thinking about the people from Bierton who sadly lost their lives in the wars and saw their cut outs inside the church. We also made poppies in preparation for Remembrance Day.



Knowledge Organiser
Unit: Everyday Materials

Key Question 1

• Can I identify a variety of common materials?

Key Question 2

• Can I describe materials according to their physical properties?

Key Question 3

• Can I group together materials by their physical properties?

Key Question 4

• Can I explore everyday materials which are opaque or transparent?

Key Question 5

• Do I know the story of Wilbur and Orville Wright?

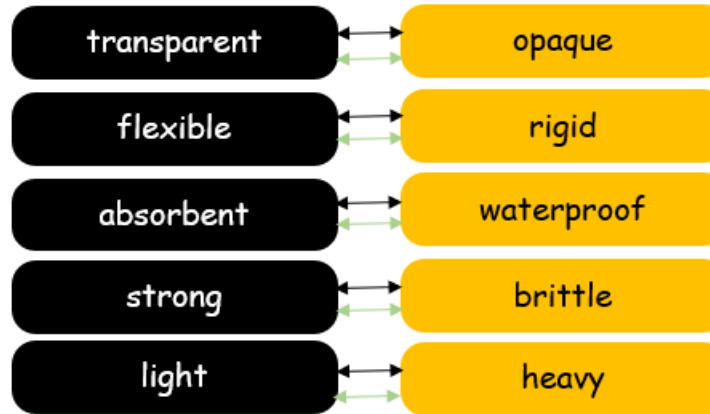
Key Question 6

• Can I explore everyday materials which are absorbent or non-absorbent?



Opposites

Opposites

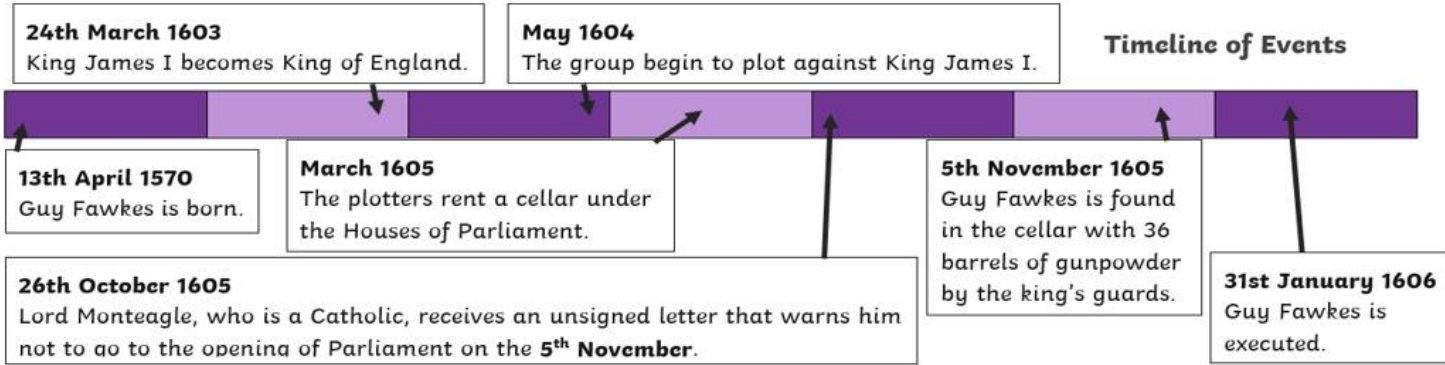


Key Vocabulary

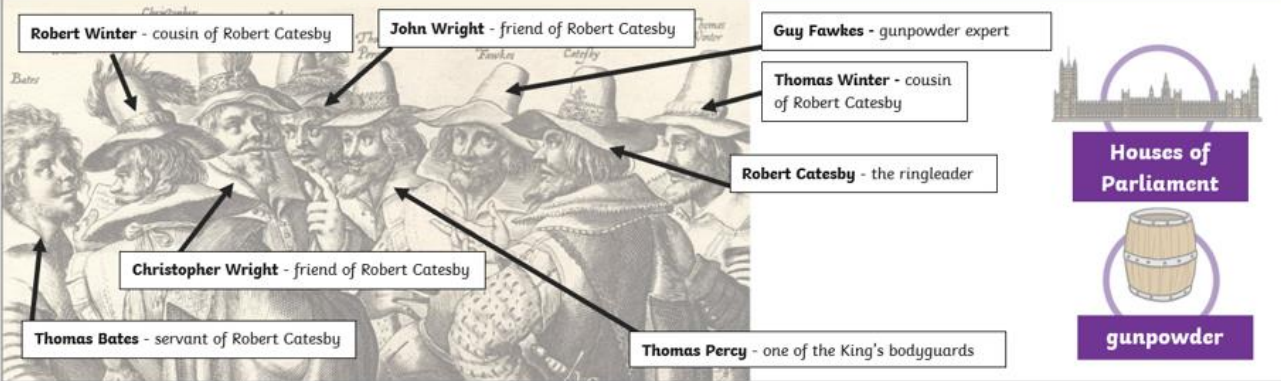
Key Word	Meaning
flight	The action of something moving or flying through the air.
structure	The way something is built or put together.
transparent	When a material is see-through.
opaque	When you can't see through something.
translucent	A material which allows some light but not detailed shapes, to pass through it.
flexible	Capable of bending easily without breaking. The opposite of rigid.
rigid	Not able to be bent easily. The opposite of flexible.
oil	A liquid used for fuel and making plastics.

GUY FAWKES & THE GUNPOWDER PLOT

Y1



Key Knowledge



GUY FAWKES & THE GUNPOWDER PLOT

Key Vocabulary	
The Gunpowder Plot	A plot to blow up the Houses of Parliament to kill King James I and his government.
Catholics	Members of the Catholic church.
Protestants	Christians who are not Catholic.
Houses of Parliament	The building in London where the government works.
Gunpowder	An explosive powder that was used in guns.

Historical Skills Vocabulary

primary source	Information and objects that come from the time being studied.
secondary source	Interpretations of information and objects which are produced after the time being studied.

Top Takeaways

- I can say what the Gunpowder plot was and who was involved.
- I can say when this happened.
- I can explain how the plot was stopped.
- I can explain why we celebrate Bonfire Night.
- I can explain how Bonfire Night celebrations have changed over recent history.

Materials

Learning Question	Short date	LP = 1,2 or 3	Presentation
Week 1: Can I identify and compare materials and their uses?			
Week 2: How do I select the right materials to build a bridge?			
Week 3: Can I explore the stretchiness of materials?			
Week 4: Who is Charles Macintosh and John McAdam and what materials did they use?			

Key Vocabulary

materials	Materials are what objects are made from.
suitability	Suitability means having the properties which are right for a specific purpose.
properties	This is what a material is like and how it behaves (soft, stretchy, waterproof).

Squash an object by pushing both hands together.



Bend an object by grabbing both ends of the object and bringing the ends inwards together.



Twist an object by turning your hands in opposite directions.



Stretch an object by pulling your hands slowly and gently apart.



object	A thing that can be used. For example a door, chair, car, table are all objects .
material	Materials are what an object is made from.
hard	Not easily broken or bent.
soft	If something is soft , it is easy to cut, fold or change the shape of.
stretchy	Can be pulled to make it longer or wider without breaking.
shiny	Reflects light easily.
dull	Doesn't reflect light. Doesn't look bright or shiny .
rough	If something is rough , it feels and looks uneven or bumpy.

REMEMBRANCE

Y2



Timeline of Events

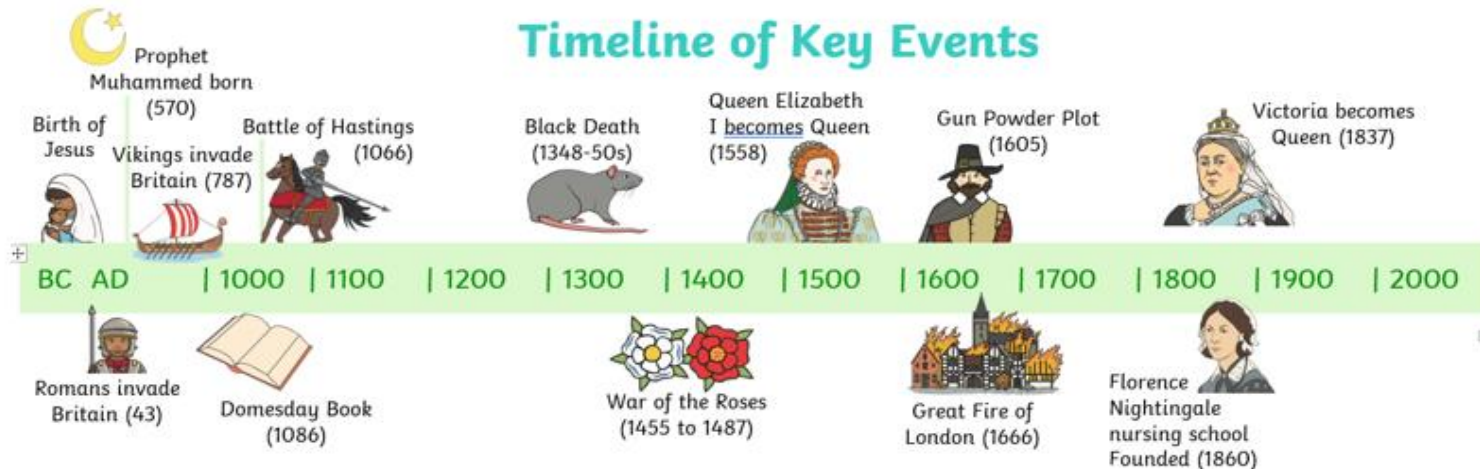
28th July 1914
First World War breaks out.

11th November 1919
The first Remembrance Sunday is held.

July – November 1916
The Battle of the Somme. This battle was one of the deadliest battles of the First World War.

11th November 1918
The armistice (an agreement) is signed, ending the First World War.

Timeline of Key Events



REMEMBRANCE

Key Vocabulary	
army	The group of soldiers who are trained to fight against an enemy.
courage	To be brave and do something even when you may be scared.
front line	The front lines were the areas closest to the fighting, where soldiers waited in the trenches to fight.
peace	A time without any fighting or wars.
poppy	A red flower. Poppies grew in the battlefields after the First World War ended. They are worn as a symbol of remembrance .
remembrance	Remembering important events such as wars and the people who fought in them.
trenches	Long, narrow ditches dug in the ground, where soldiers lived when waiting to fight.
war	Fighting between 1 or more countries.

Top Takeaways

I can explain what memories are and why it is important to keep memories alive.

I can say why we have Remembrance Day.

I can explain how Remembrance Day is commemorated.

I can explain the significance of war memorials.

Historical Skills Vocabulary

primary source	Information and objects that come from the time being studied.
secondary source	Interpretations of information and objects which are produced after the time being studied.